


# PORT MANATEE Commerce Center



2300 SOUTH DOCK ST. • PALMETTO, FLORIDA 34221 • TELEPHONE (941) 729-1010 • FAX: (941) 729-1314



## **Port Plaza - Now Leasing!! Office /Warehouse**

**10 units from 2,300 sf to 10,800 sf  
New Construction**

Located outside the security gates of Port Manatee

30 minutes from Port of Tampa

Convenient to Manatee, Sarasota, Hillsborough and Pinellas counties

Three miles / non-stop access to I-75 + I-275

Office in each unit ranging from 300 to 3,000 SF with bathroom(s)

Natural light from impact resistant windows

Dock high and grade level loading

12'x14' Overhead Roll Up Doors

18' to 20' Eave Height

Exhaust Fans

6" Reinforced Concrete Slab

208V / 480V Electric Service

130 mph rated building

Fire Alarm/Sprinkler

70 Parking Spaces


Prewired for Verizon and Brighthouse



[www.PortManateeCommerceCenter.com](http://www.PortManateeCommerceCenter.com)

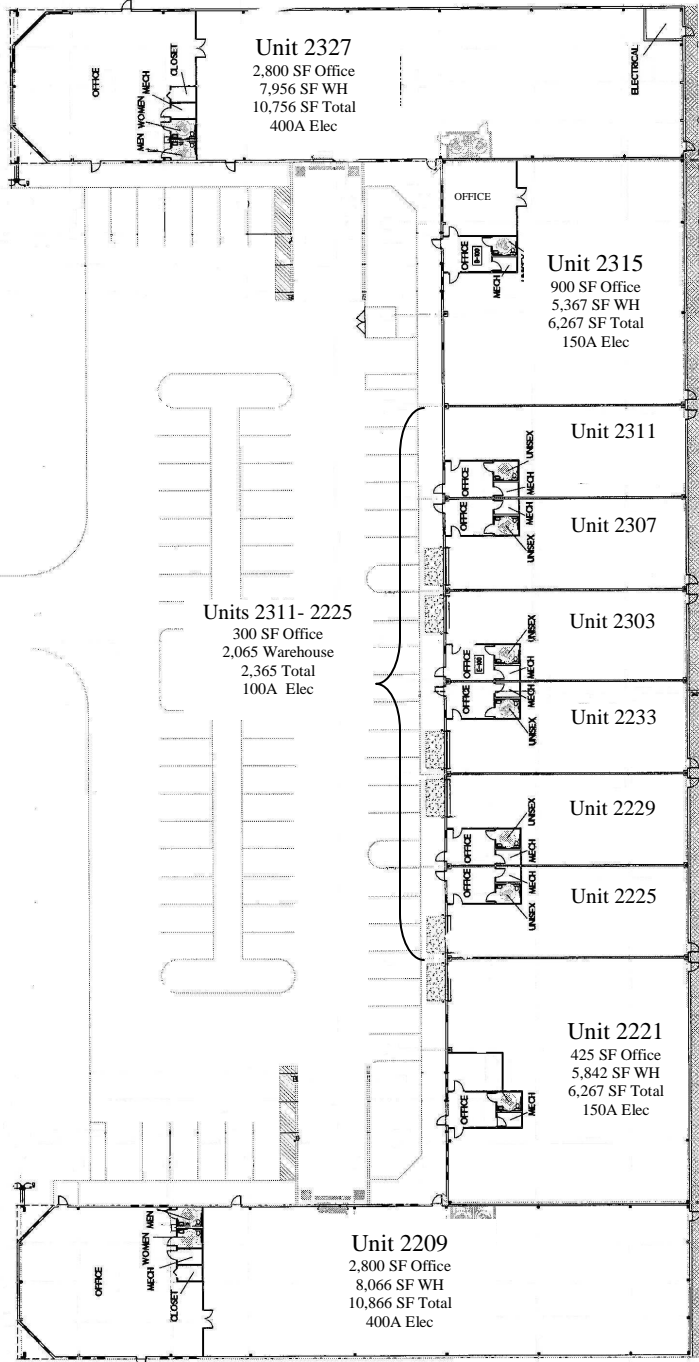
OVER →

# PORT MANATEE Commerce Center



2300 SOUTH DOCK ST. • PALMETTO, FLORIDA 34221 • TELEPHONE (941) 729-1010 • FAX: (941) 729-1314

## Floor Plan



**Location Map**

Contact Kevin Button  
941-729-1010

[kevin@PortManateeCommerceCenter.com](mailto:kevin@PortManateeCommerceCenter.com)

[www.PortManateeCommerceCenter.com](http://www.PortManateeCommerceCenter.com)